

Media release February 14, 2018

## **European organic market grew by double digits and organic area reached 13.5 million hectares in 2016**

**The organic market in Europe continues to grow. In 2016, it increased by 11.4% and nearly reached 33.5 billion euros. Almost all of the major markets enjoyed double-digit growth rates. At BIOFACH, the world's leading trade fair for organic food, the Research Institute of Organic Agriculture FiBL and the Agricultural Market Information Company AMI are presenting the 2016 data of the European organic sector (February 14, 2018 from 5 to 5:45 pm at BIOFACH in Nuremberg, Room Kiew).**

(Frick/Nuremberg, February, 14 2018) Also in 2016, the European organic sector experienced strong growth in terms of area, producers, and markets.

### **Almost 14 million hectares of farmland are organic in Europe – Spain has the largest area**

In Europe, 13.5 million hectares were organic in 2016 (European Union: 12.1 million hectares). With more than 2 million hectares, Spain continues to be the country with the largest organic area in Europe, followed by Italy (1.8 million hectares) and France (1.5 million hectares).

### **Organic farmland increased by almost one million hectares**

The organic land increased by almost one million hectares, representing an increase of 6.7 percent in Europe and 8.2 percent in the European Union. Growth was higher than in 2015 and substantially higher than in the first years of the current decade. In 2016, Italy reported over 300'000 hectares more than in 2015, and France reported over 200'000 hectares more.

### **Liechtenstein is the country with the highest organic share of the total farmland in the world**

Organic farmland in Europe constitutes 2.7 percent of the total agricultural land and 6.7 percent in the European Union. In Europe (and globally), Liechtenstein has the highest organic share of all farmland (37.7 percent) followed by Austria, the country in the European Union with the highest organic share of agricultural land (21.9 percent). Nine European countries reported that at least 10 percent of their farmland is organic.

### **Organic producers on the rise**

There were more than 370'000 organic producers in Europe (European Union: almost 300'000), and the largest numbers were in Turkey (almost 68'000) and Italy (more than 64'000). The number of producers grew by 7 percent in Europe (10 percent in the European Union) in 2016.

## **Strong growth of processors and importers**

There were almost 66'000 processors in Europe and almost 63'000 in the European Union. Almost 4'700 importers were counted in Europe and almost 4'000 in the European Union. Particularly strong growth was noted for importers, which increased by double digits in both Europe and the European Union. The country with the largest number of processors was Italy (almost 17'000), while Germany had the most importers (almost 1'600).

## **Retail sales surpass the 30 billion euro mark in the European Union**

Retail sales in Europe were valued at 33.5 billion euros (30.7 billion euros in the European Union). The European Union represents the second largest single market for organic products in the world after the United States.

## **Double-digit growth rates of retail sales in 2016**

The European market recorded a growth rate of 11 percent (European Union: 12 percent), which is the second time retail sales have had a double-digit growth rate since the financial crisis. Among the key markets, the highest growth was observed in France (22 percent). In the decade 2007-2016, the value of European and European Union markets has more than doubled.

## **European consumers spend more on organic food**

In Europe, consumers spent 41 euros on organic food per person (European Union: 61 euros). Per capita consumer spending on organic food has doubled in the last decade. The Swiss spent the most money on organic food (274 euros per capita).

## **Organic market shares now approaching the ten percent mark in some countries**

Globally, European countries account for the highest shares of organic food sales as a percentage of their respective food markets. Denmark has the highest organic share (9.7 percent) worldwide. Individual products and product groups hold even higher shares. Organic eggs, for instance, constitute more than 20 percent of the value of all eggs sold in several countries.

The survey on organic farming in Europe was conducted by FiBL and AMI. The FiBL data collection activities were carried out under the framework of the global survey on organic farming supported by the Swiss State Secretariat for Economic Affairs (SECO), the International Trade Centre (ITC), NürnbergMesse, and IFOAM – Organics International.

## Further information

### Contacts

- Dr. Helga Willer, FiBL, Ackerstrasse 113, 5070 Frick, Switzerland  
Phone +41 (0)79 218 06 26, [helga.willer@fibl.org](mailto:helga.willer@fibl.org), [www.fibl.org](http://www.fibl.org)
- Diana Schaack, AMI – Agricultural Market Information Company,  
Dreizehnmorgenweg 10, 53175 Bonn, Germany  
Phone +49 228 33805-0, [diana.schaack@ami-informiert.de](mailto:diana.schaack@ami-informiert.de), [www.ami-informiert.de](http://www.ami-informiert.de)

### Download, infographics and online databases

- Download “The World of Organic Agriculture 2018”: [www.organic-world.net/yearbook/yearbook-2018/pdf.html](http://www.organic-world.net/yearbook/yearbook-2018/pdf.html)
- Interactive infographics and the latest market and area data [www.ifoam-eu.org/en/organic-europe](http://www.ifoam-eu.org/en/organic-europe)
- Infographics: <http://www.organic-world.net/yearbook/yearbook-2018/infographics.html>
- FiBL statistics on organic agriculture worldwide [www.statistics.fibl.org](http://www.statistics.fibl.org)

### Links

- [organic-world.net/yearbook.html](http://organic-world.net/yearbook.html): Yearbook “The World of Organic Agriculture”
- [fibl.org](http://fibl.org): Website of FiBL, the Research Institute of Organic Agriculture
- [ami-informiert.de](http://ami-informiert.de): Website of AMI, the Agricultural Market Information Company
- [ifoam-eu.org](http://ifoam-eu.org): Website of IFOAM EU, the European Group of IFOAM – Organics International
- [biofach.de](http://biofach.de): Website of BIOFACH

### Organic in Europe at BIOFACH

The yearbook “The World of Organic Agriculture” can be obtained at BIOFACH at the FiBL stand in Hall 1 (stand 553). The book includes a detailed chapter about organic in Europe, with many tables and graphs.

Data can be explored through online **interactive infographics** available on IFOAM EU’s website or by visiting IFOAM EU at BIOFACH Hall 1, stand 451.

The **BIOFACH session on the European organic market** takes place on February 14, 2018, from 5 to 5:45 pm in room Kiew, NCC East, Nürnberg Exhibition Centre. (For programme see below).

## **Programme of the session “The European market for organic food” at BIOFACH 2018**

Wednesday, February 14, 2018, 5:00 to 5:45 pm, Room Kiew (NCC East),  
NürnbergMesse, Nuremberg

- Dr. Susanne Padel, The Organic Research Centre, UK, Moderator
- Marc Arnaud, Agence BIO, France
- Lee Holdstock, Soil Association, UK
- Diana Schaack, Agrarmarkt Informations-Gesellschaft mbH (AMI), Germany
- Dr. Helga Willer, Research Institute of Organic Agriculture FiBL, Switzerland
- Prof. Dr. Raffaele Zanoli, Professore Ordinario Università Politecnica delle Marche, D3A, Italy

More information at [www.biofach.fibl.org/en/biofach-2018.html](http://www.biofach.fibl.org/en/biofach-2018.html)

### **This media release online**

This media release and pictures can be accessed online at [www.fibl.org/en/media.html](http://www.fibl.org/en/media.html).

### **About FiBL**

The Research Institute of Organic Agriculture FiBL is one of the world's leading institutes in the field of organic agriculture. FiBL's strengths lie in its interdisciplinary research, innovations developed jointly with farmers and the food industry, and rapid knowledge transfer. FiBL employs some 280 staff at its various locations.

- Homepage: [www.fibl.org](http://www.fibl.org)
- Video: [www.youtube.com/watch?v=U84NrjIORFc](https://www.youtube.com/watch?v=U84NrjIORFc)

## Europe and European Union: Key indicators 2016

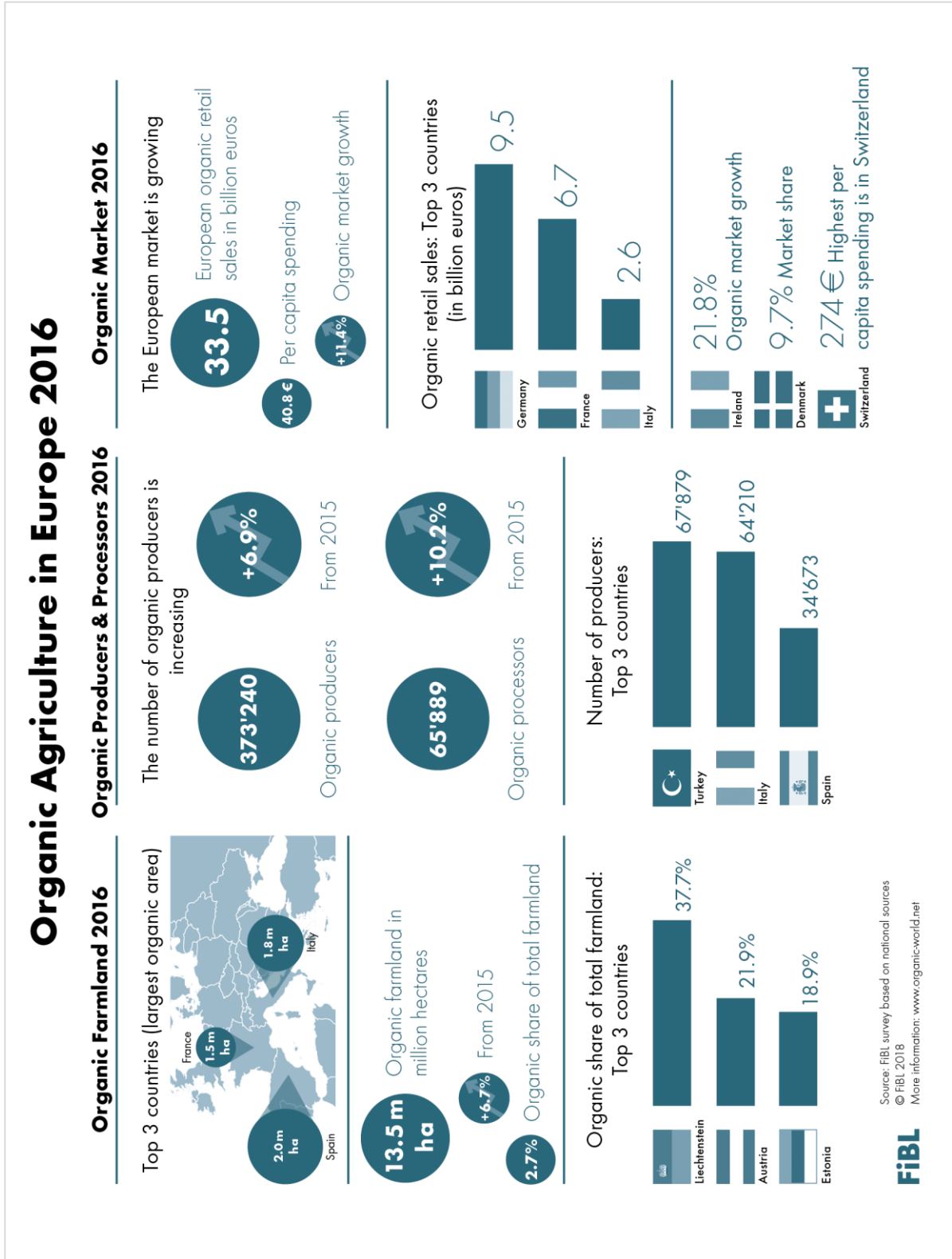
### Europe and the European Union: Key indicators 2016

Table 52: Europe and the European Union: Key indicators 2016

Indicator	Europe	European Union	Top 3 countries Europe
<b>Organic farmland in hectares</b>	13.5 million ha	12.1 million ha	Spain (2.0 million ha) Italy (1.8 million ha) France (1.5 million ha)
<b>Organic share of total farmland</b>	2.7 %	6.7 %	Liechtenstein (37.7%) Austria (21.9%) Estonia (18.9%)
<b>Increase of organic farmland 2015-2016 in hectares</b>	845'232 ha	912'746 ha	Italy (+303'071.0 ha) France (+215'845 ha) Germany (+162'482 ha)
<b>Relative increase of organic farmland 2015-2016</b>	6.7%	8.2%	Iceland (+ 132%) Bosnia and Herzegovina (+72%) Macedonia, FYROM (+49%)
<b>Land use [in million hectares]</b>	Arable crops: 6.0 Permanent crops: 1.5 Permanent pastures: 5.6	Arable crops: 5.2 Permanent crops 1.3 Permanent pastures: 5.5	
<b>Top arable crops</b>	Cereals: 2.3 million ha; Green fodder: 2.3 million ha Dry pules: 0.4 million ha	Green fodder: 2.1 million ha Cereals: 1.9 million ha Dry pules: 0.4 million ha	Largest arable areas: France (0.8 million ha) Italy (0.8 million ha) Germany (0.5 million ha)
<b>Top permanent crops</b>	Olives: 0.6 million ha Grapes: 0.3 million ha Nuts: 0.3 million ha	Olives: 0.5 million ha Grapes: 0.3 million ha Nuts: 0.2 million ha	Largest permanent crop areas: Spain (0.5 million ha) Italy (0.4 million ha) Turkey (0.2 million ha)
<b>Wild collection area</b>	16.7 million ha	14.3 million ha	Finland (11.6 million ha) Romania (1.8 million ha; 2014) Bulgaria: (0.9 million ha)
<b>Producers [no.]</b>	373'240	295'123	Turkey: (67'879) Italy (64'210) Spain (34'673)
<b>Processors [no.]</b>	65'889	62'652	Italy (16'578) Germany (14'501) France (12'826)
<b>Importers [no.]</b>	4'657	3'968	Germany (1'598) Switzerland (501) Netherlands (364)
<b>Retail sales</b>	33.5 billion euros	30.7 billion euros	Germany (9'478 million euros) France (6'736 million euros) Italy (2'644 million euros)
<b>Growth of retail sales 2015-2016</b>	11.4%	12.0%	France, Ireland (22 %) Denmark (20 %)
<b>Organic share of total market</b>	No data	No data	Denmark (9.7 %) Luxembourg (8.6%) Switzerland (8.4 %)
<b>Per capita consumption [euros]</b>	40.8 euros	60.5 euros	Switzerland (274 euros); Denmark (227 euros) Sweden (197 euros)

Source: FiBL-AMI survey 2018.  
For detailed data sources see annex.

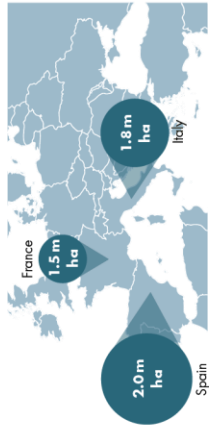
## Infographics



## Organic Agriculture in the European Union 2016

### Organic Farmland 2016

Top 3 countries (largest organic area)



**12.1 m ha**  
Organic farmland in million hectares

**+8.2%** From 2015

**6.7%** Organic share of total farmland

### Organic Producers & Processors 2016

The number of organic producers is increasing

**295'123**  
Organic producers

**+9.7%**

From 2015

**62'652**  
Organic processors

**+7.8%**

From 2015

### Organic Market 2016

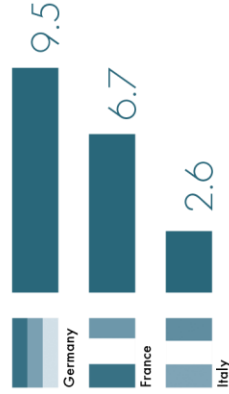
The European market is growing

**30.7**  
EU organic retail sales in billion euros

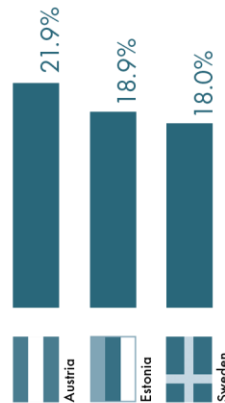
**60.5 €** Per capita spending

**+12%** Organic market growth

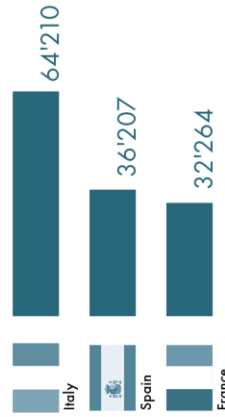
Organic retail sales: Top 3 countries (in billion euros)



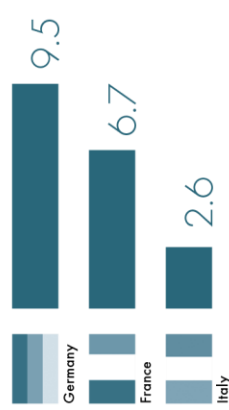
Organic share of total farmland: Top 3 countries



Number of producers: Top 3 countries



Organic retail sales: Top 3 countries (in billion euros)



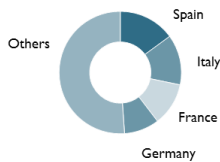
Source: FiBL survey based on national sources  
© FiBL 2018  
More information: [www.organic-world.net](http://www.organic-world.net)



## EUROPE: ORGANIC FARMLAND 2016



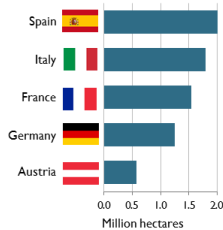
Half of Europe's organic farmland is in 4 countries.




Distribution of organic agricultural land by country 2016



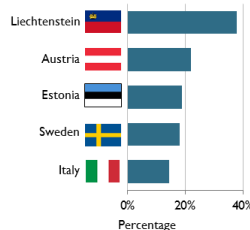
The country with the largest area of organic farmland is in Spain, followed by Italy and France.



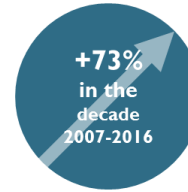
Top 5 countries with the largest areas of organic agricultural land 2016



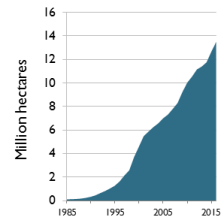
Nine countries have 10% or more of their agricultural land under organic management.



Top 5 countries, where more than 10 percent of the farmland is organic 2016



In 2016, almost 0.85 million hectares more were reported compared with 2015.



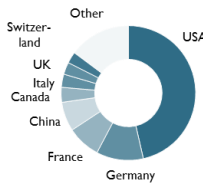
Growth of the organic agricultural land 1985-2016

Source: FiBL survey 2018 [www.organic-world.net](http://www.organic-world.net)

## EUROPE: ORGANIC RETAIL SALES 2016



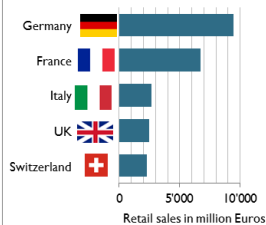
The European Union (30.7 billion €) is the second largest single market after the US (38.9 billion) and China. By region, North America has the lead (41.9 billion €), followed by Europe (33.5 billion €) and Asia.



Distribution of retail sales value worldwide by country 2016



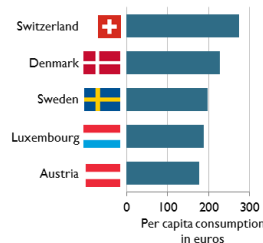
The European countries with the largest markets for organic food are Germany (9.5 billion €), France (6.7 billion €), Italy (2.6 billion €), and the UK (2.5 billion €).



The countries with the largest markets for organic food 2016



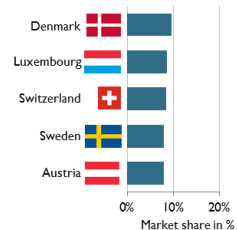
Switzerland has the highest per capita consumption of organic food worldwide, followed by Denmark and Sweden.



The countries with the highest per capita consumption of organic food 2016



The highest organic share of the total market is in Denmark, followed by Luxembourg, Switzerland, Sweden, and Austria.



The countries with the highest organic shares of the total market 2016

Source: FiBL survey 2018 [www.organic-world.net](http://www.organic-world.net)